

IWF 2018 Display Regulations

*Your exhibit booth display must comply with the regulations as outlined here.
Please refer to your exhibit space confirmation letter or contract for your specific space configuration.*

IWF Safety Guidelines

The purpose for the display rules and height restrictions is to provide visibility to all exhibitors. At the same time, these regulations should maintain the inherent benefits of differing exhibit space configurations. For this reason, all exhibit spaces have restrictions. The International Woodworking Fair, LLC established these rules in an effort to maintain consistency and visibility for all exhibitors.

Display materials consist of exhibit fixtures, display of exhibitor products, signage, lights, prefabricated columns, counters, display racks, pedestals with products, A/V equipment or small machinery on top, etc.

Restrictions apply to display materials only. Machinery, including dust collection systems, may be placed anywhere within the exhibit space. Please consider your neighbors' sightlines when locating machinery and dust collection equipment.

The key to building displays is to make them flexible so they may be used in several different exhibit space configurations for one or more shows.

Please Note: Exhibitors desiring to build raised floors or platforms as part of their displays must comply with the requirements of the American with Disabilities Act (ADA).

IWF Show Management reserves the right to allow, at their discretion, variances due to an obstruction caused by the physical plant or building structure.



IMPORTANT

Exhibits not in compliance with show rules or display regulations will be required to conform before the opening of the show at the exhibitor's expense. **Failure to do so will result in loss of priority position assignment in the next IWF.** Please contact Show Management prior to planning and/or building your display with any questions about your exhibit space configuration or compliance with display regulations.

Demonstrations

Definition: The part of the exhibit program involving the interaction of exhibit personnel and their audience through corporate presentations, product demonstrations or sampling.

- A. All signs, lighting, floor coverings and displays must be within the confines of your exhibit space. For hanging signs and lights, refer to the display regulations for hanging signs and lights. If your exhibit space surrounds the entire base of a building column, refer to the New display regulations for Booths With Columns.
- B. No machine or other exhibit component may impede traffic flow in any aisle.
- C. Exhibitors must display warning signs conspicuously indicating dangers or hazards.
- D. Dust removal systems, equipment and guarding must be used on operating machines, where applicable. Aisle spanning systems must be marked during move-in and move-out for safety.
- E. Safety gear, including eye and ear protection, must be worn by operators demonstrating machines that present danger.
- F. Exhibitors are required to provide on request hearing protection devices to booth personnel, surrounding exhibitors and visitors to their booth.
- G. Machines are to be operated or demonstrated by exhibitor personnel only.
- H. Operating areas shall be established around machines for the safety of operators and visitors.
- I. Demonstrations must take place within the exhibit space area only. Exhibitors may be requested by Show Management to schedule demonstrations if visitors crowd adjoining exhibits or impede traffic flow in the aisle. (see diagram below)
- J. Exhibitors must comply with applicable electrical safety conformance standards.
- K. All applicable fire and safety laws applying to the venue must be strictly observed by the exhibitor. Cloth decorations must be fire retardant. Aisles and fire exits must not be blocked. No decoration of paper, leaves or tree branches are allowed. Acetate and other non-fire retardant drapes are not permitted. No storage behind exhibits is provided or permitted.
- L. Show Management retains the right to shut an exhibit down if it violates any of the above rules, or if in the opinion of Show Management, an exhibitor's conduct is not in the best interest of the Fair.



Hanging Signs and Lights

Hanging signs and lights will only be allowed in Island, Peninsula and Split Island exhibit space configurations that are a minimum of 600 sq. ft. or larger in size.

The maximum allowable height for hanging signs or lights is twenty-five feet (25 ft. / 7.62m) to the top of the sign or lights and twenty feet (20 ft. / 6.10m) to the bottom. This means that allowable hanging signs are restricted to a maximum height dimension of 5 feet. Hanging signs or lights are not allowed in the area above the booth between sixteen feet six inches (16 ft. 6 in. / 5m) and twenty feet (20 ft. / 6.10m). All hanging signs and lights must be within the confines for the contracted exhibit space. Lighting cannot be projected from outside contracted exhibit space into booth from ceiling or truss mounted lighting. Any hanging signs or lighting in violation of these regulations must be corrected or removed at exhibitor's expense.

GES is responsible for assembly, installation and removal of all hanging signs and lighting trusses. You must complete the Hanging Sign/Truss order form that will be in the IWF 2018 Exhibitor Information Manual and send to GES.

GES will not be given authorization to hang a sign until a drawing showing dimensions has been submitted to IWF show management for approval. **All hanging sign and light display drawings must be submitted to IWF Show Management at least two months prior to your assigned freight arrival date.** List all dimensions for height and width along with the locations of your graphics and lighting placement. If exhibitor or third party display builder acting on exhibitors' behalf, does not submit the required plans to IWF by the submission date, the hanging sign or lighting cannot be used in the IWF 2018 show.

Submit drawing via email to J.P. Roberts at jp@iwfatlanta.com

Display Regulations for Exhibit Spaces That Surround a Column

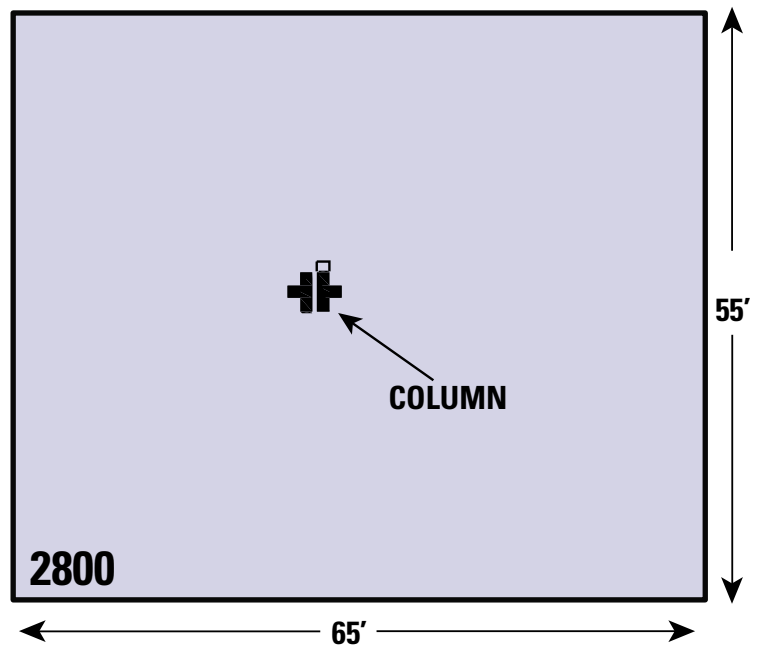
Exhibitors that have contracted for exhibit space which contains the entire base of a building column within the confines of the exhibit space are allowed to use display materials to enclose or mask the entire column from floor to ceiling. The exhibitor cannot affix anything to the column and the column must have an access door or some other means that would allow access to the column by the GWCC engineering department if needed.

The intent of this new regulation is to allow an exhibitor the use of the vertical column space to enhance their display and not detract from the design of their display property for the show.

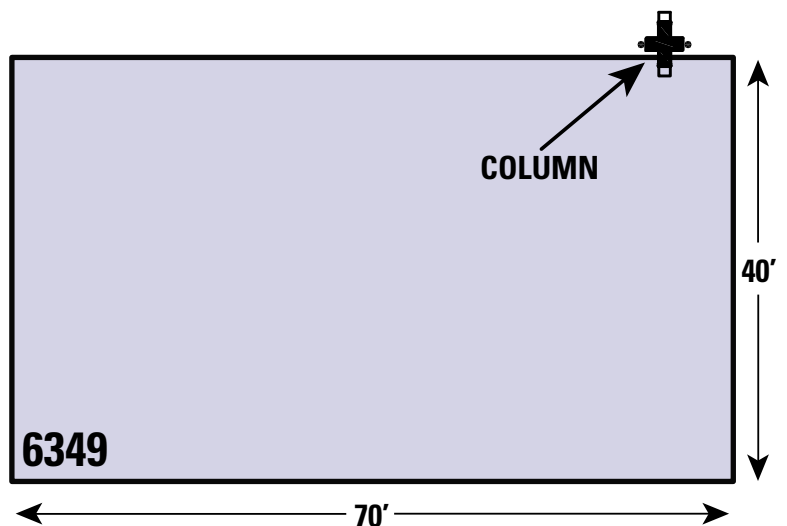
This new regulation does not apply to any exhibit space with only a portion of the column base within the confines of the contracted exhibit space.

This new regulation applies to all booth configuration types as defined on the following pages of the IWF 2018 display regulations.

Below is an example of booths with **an entire column base** within the confines of the space for which this new regulation **WOULD** apply.



Below is an example of booths with **a portion of a column base** within the confines of the space for which this new regulation would **NOT** apply.



Standard Exhibit Space

Definition

One or more standard (inline) exhibit spaces in a straight line.

Height

Display materials, components and identification signs will be permitted to a maximum height of 8 feet 3 inches (2.5 m).

Intent

If a portion of an exhibit extends above 8 feet 3 inches (2.5 m) high, the exhibit background will detract from the overall impact of the exhibit space directly behind that exhibit space regardless of how the rear of the offending exhibit is finished.

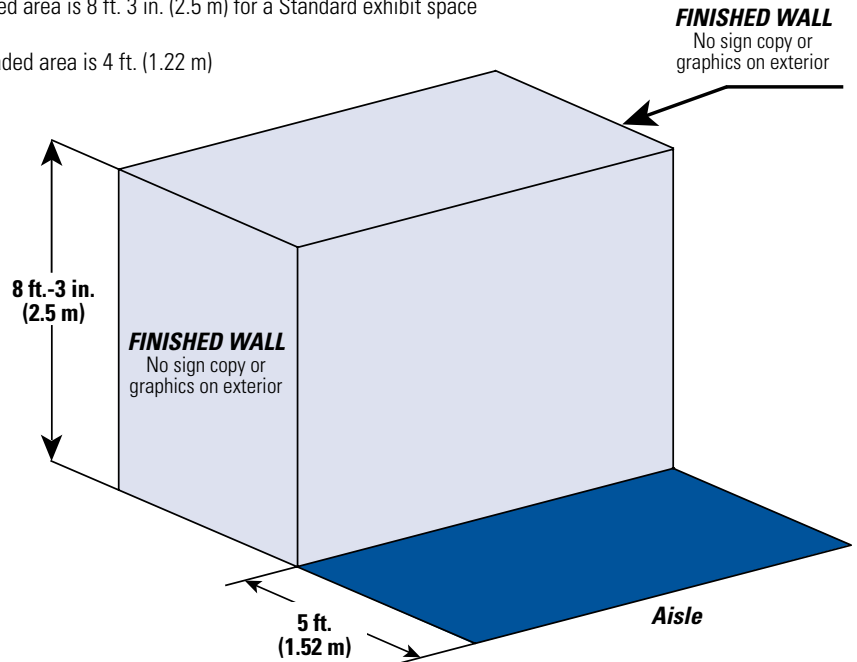
Depth

All display fixtures over 4 feet (1.22 m) in height must be confined to that area of the exhibit space which is at least 5 feet (1.52 m) from the aisle line. This applies to all Standard Exhibit Spaces regardless of depth.

- Maximum height of display materials placed in light shaded area is 8 ft. 3 in. (2.5 m) for a Standard exhibit space
- Maximum height of display materials placed in darker shaded area is 4 ft. (1.22 m)

IMPORTANT

Space dimensions shown on floor plan are from center line of exhibit space equipment such as rails and/or back drape. Exhibit structures must be constructed to allow sufficient tolerance on each side for this equipment and utility service at the rear of the exhibit space.

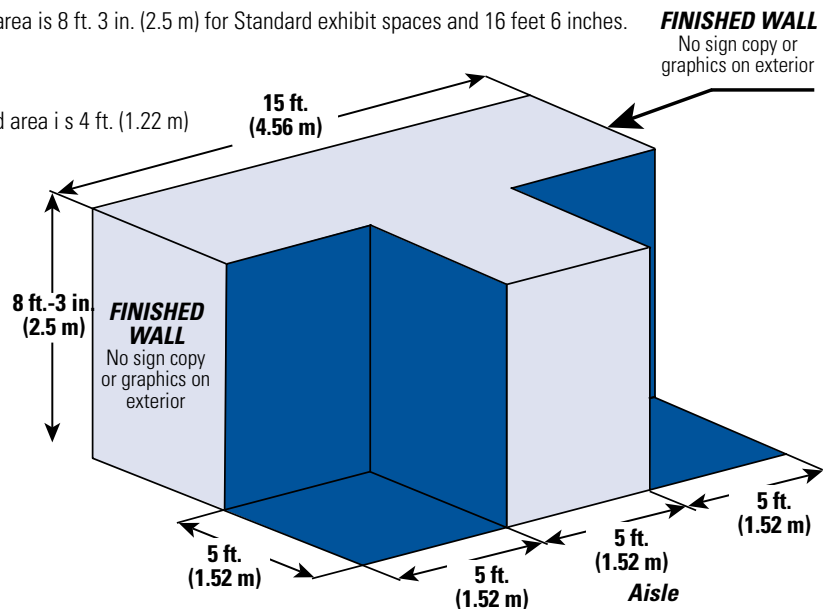


REFER TO THIS DIAGRAM FOR STANDARD AND PERIMETER WALL EXHIBIT SPACES WITH FIFTEEN OR MORE LINEAR FEET

Intent

Each exhibitor is entitled to a reasonable sightline from the aisle regardless of the size of exhibit. Exhibitors with spaces 15 linear feet (4.56 m) or more should be able to use as much of the total floor space as possible as long as they do not interfere with the rights or sightlines of others.

- Maximum height of display materials placed in light shaded area is 8 ft. 3 in. (2.5 m) for Standard exhibit spaces and 16 feet 6 inches. (5m) for Perimeter Wall exhibit spaces
- Maximum height of display materials placed in darker shaded area is 4 ft. (1.22 m)



Perimeter Wall Exhibit Space

Definition

An exhibit space located on the perimeter wall of the exhibit floor.

Height



Display materials, components and identification signs will be permitted to a maximum height of 16 feet 6 inches (5 m) in a Perimeter Wall exhibit space. Refer to the diagrams below for additional display regulations for the exhibit spaces with 15 or more linear feet and spaces with 7 feet or more space between the adjacent exhibit spaces.

Intent

Because of their location, Perimeter Wall exhibit spaces do not back up against or adjoin the backwall of another exhibit space and do not interfere or distract from exhibit spaces behind them. This rule's intent is to provide visibility for exhibit spaces in these locations.

Depth

All display fixtures over 4 feet (1.22 m) in height must be confined to that area of the exhibit space which is at least 5 feet (1.52 m) from the aisle line. This applies to all Perimeter Wall exhibit spaces regardless of depth.

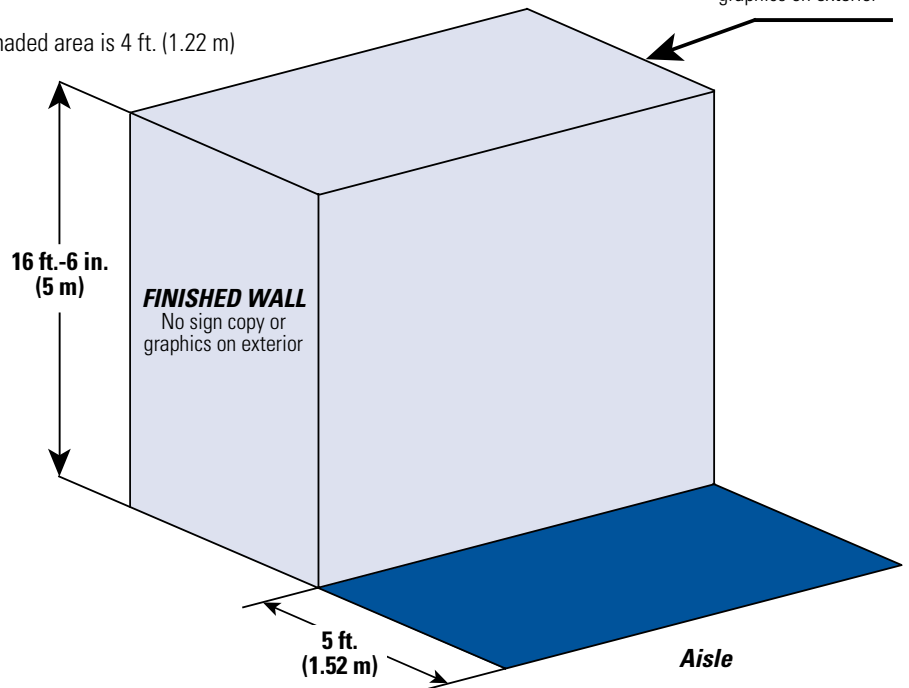
-  Maximum height of display materials placed in light blue shaded area is 16 ft.-6 in. (5m) for a Perimeter Wall exhibit space.
-  Maximum height of display materials placed in darker shaded area is 4 ft. (1.22 m)

FINISHED WALL
No sign copy or graphics on exterior

IMPORTANT

Space dimensions shown on floor plan are from center line of exhibit space equipment such as rails and/or back drape. Exhibit structures must be constructed to allow sufficient tolerance on each side for this equipment and utility service at the rear of the exhibit space.

*Please note that some Perimeter Wall spaces have an overhang in the rear portion of the space which limits the display height maximum in this area to 15'3". These spaces will be highlighted on the floor plan and denoted in the floor plan legend.





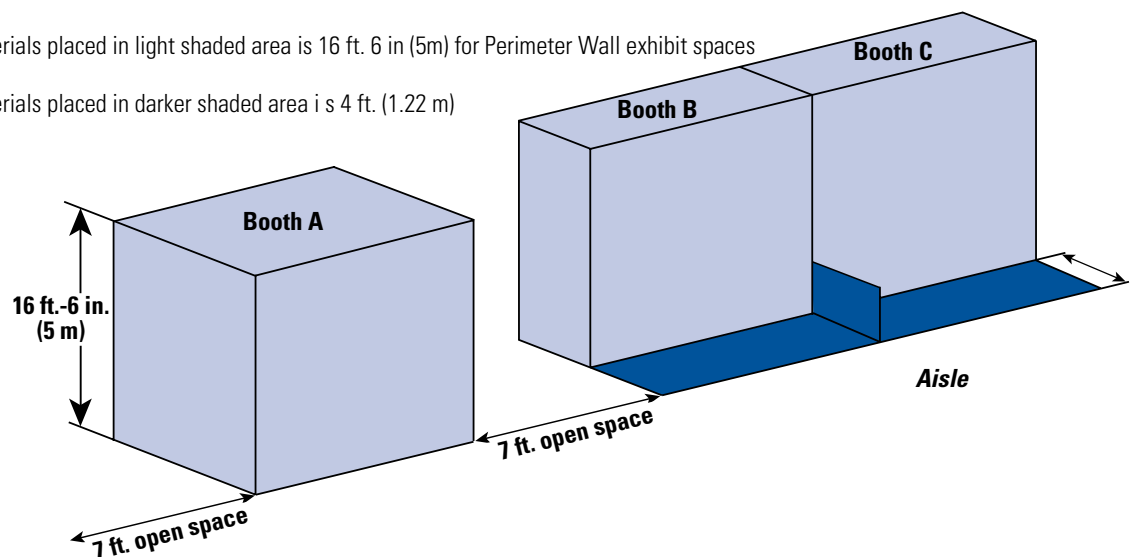
REFER TO THIS DIAGRAM FOR PERIMETER WALL EXHIBIT SPACES WITH NO ADJACENT EXHIBIT SPACES

Intent

Each exhibitor is entitled to a reasonable sightline from the aisle regardless of the size of exhibit. Exhibitors with Perimeter Wall spaces with no adjacent booths that have minimum of 7 ft. of open space from the nearest booth should be able to use as much of the total floor space as possible as long as they do not interfere with the rights or sightlines of others. Therefore, display materials up to a maximum of 16 feet 6 inches (5m) are permitted in all areas of the exhibit space.

Refer to Booth A in the diagram below.

-  Maximum height of display materials placed in light shaded area is 16 ft. 6 in (5m) for Perimeter Wall exhibit spaces
-  Maximum height of display materials placed in darker shaded area is 4 ft. (1.22 m)



Peninsula Exhibit Space

Definition


An exhibit space with traffic aisles on three sides which backs up to standard (in-line) exhibit spaces.


Intent

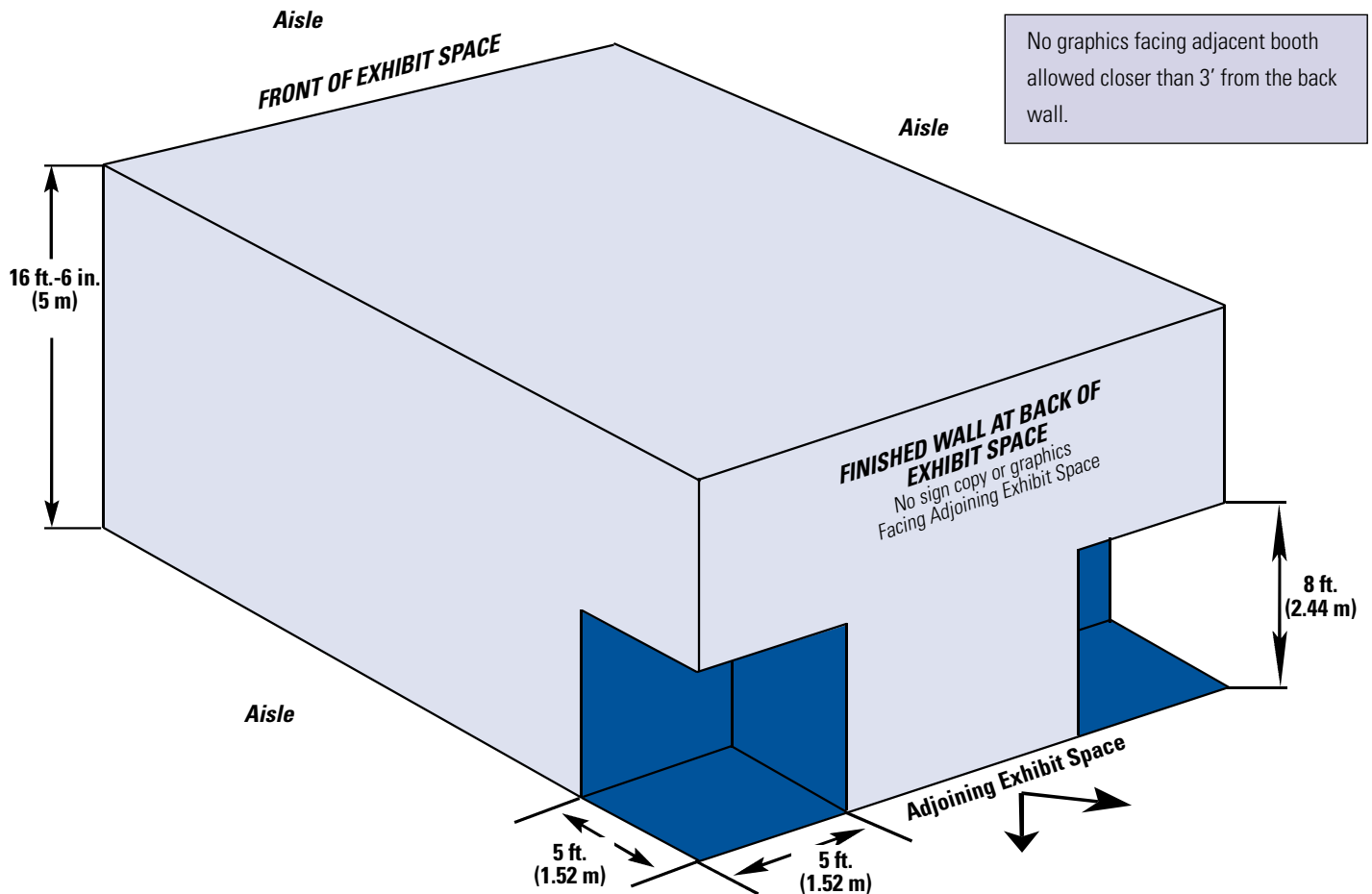
Each exhibitor is entitled to a reasonable sight-line from the adjoining space(s). Therefore, an area extending 5 feet (1.52m) into the exhibit space from the aisle and 5 feet (1.52m) in from the back wall of the adjoining space(s) and 8 feet high (2.44m) must not have display materials over 4 feet (1.22m) in height. Display materials in all other parts of the exhibit space are permitted to a maximum of 16 feet 6 inches (5m) in height. Lights, supports or other display materials can be no higher than 16 feet 6 inches (5m) and must be within the confines of your exhibit space, (refer to Hanging Sign/Light display regulations if not being supported from within your booth space).

These restrictions apply to display materials only. Machinery, including dust collection systems, may be placed anywhere within the exhibit space. Please consider your neighbor's sight-line when locating machinery and dust collection equipment. The back wall facing the adjacent exhibit space must not carry any identification signs or other copy that would detract from the adjoining booth.

In addition, any graphics, banners or signage facing in the direction of the adjacent (connecting) exhibit space cannot be placed closer than 3' from the back wall. For displays using a back wall structure, the side facing the adjacent space cannot have exposed structural components and should be finished or draped to have an attractive appearance.

 Maximum height of display materials placed in light shaded area is 16 ft. 6 in. (5m) for a Peninsula exhibit space

 Maximum height of display materials placed in darker shaded area is 4 ft. (1.22 m)



No graphics facing adjacent booth allowed closer than 3' from the back wall.

IMPORTANT

Be sure your exhibit display is in compliance with the display regulations prior to your company's move-in. Submit your preliminary floor plans to IWF show management at least two months prior to your assigned freight arrival date for approval of your Peninsula exhibit space display. List all dimensions for height, width and depth along with the locations of your graphics placement.

Split Island Exhibit Space

Definition

A peninsula exhibit space which shares a common back-wall with another peninsula exhibit space


Intent

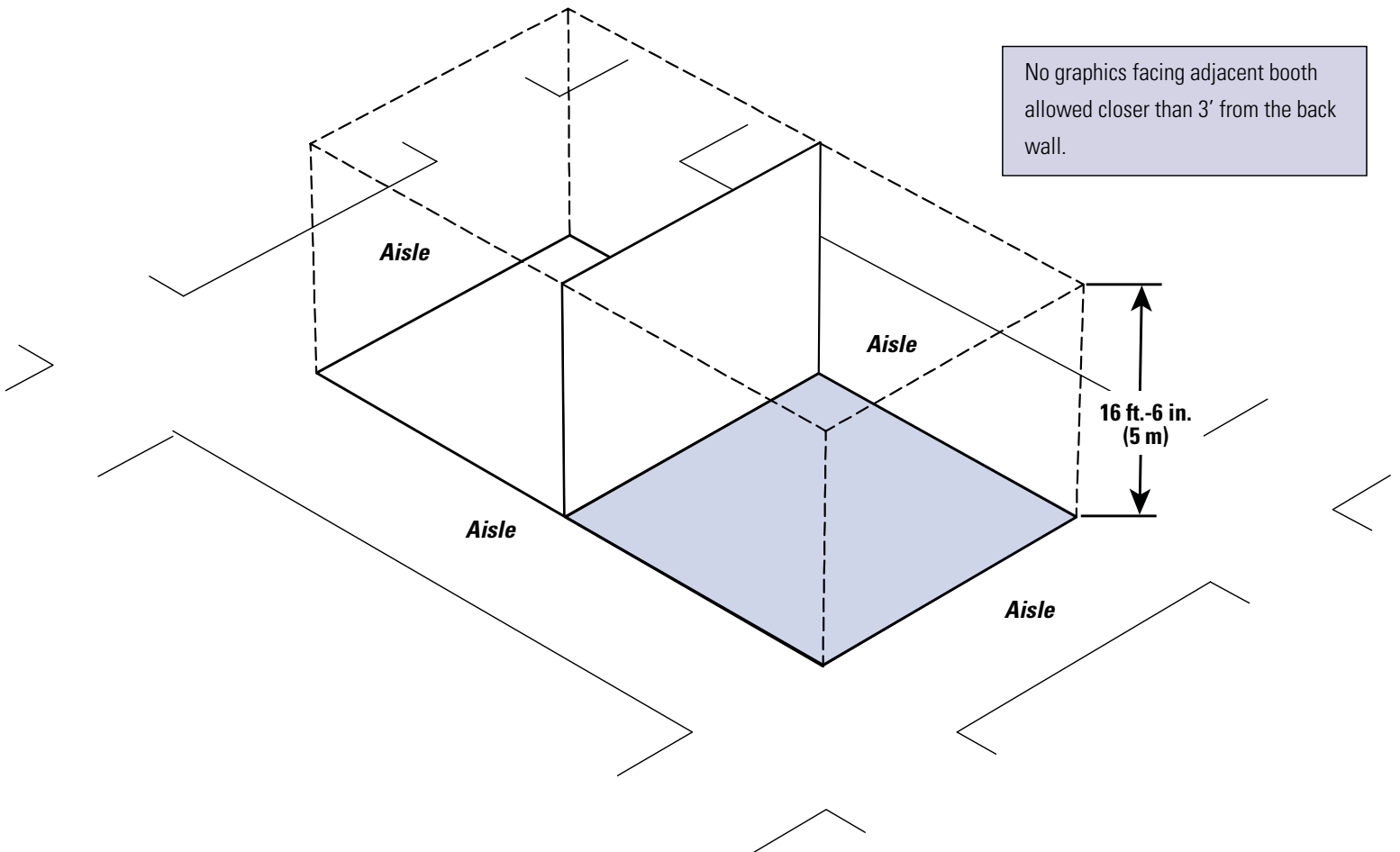
Each exhibitor is entitled to a reasonable sight-line from the adjoining space(s). Therefore, display materials up to a maximum height of 16 feet 6 inches (5m) are permitted in all areas of the exhibit space.

Lights, supports or other display materials can be no higher than 16 feet 6 inches (5m) and must be within the confines of your exhibit space, (refer to Hanging Sign/Light display regulations if not being supported from within your booth space).

These restrictions apply to display materials only. Machinery, including dust collection systems, may be placed anywhere within the exhibit space. Please consider your neighbor's sight-line when locating machinery and dust collection equipment. The back wall facing the adjacent exhibit space must not carry any identification signs or other copy that would detract from the adjoining booth.

In addition, any graphics, banners or signage facing in the direction of the adjacent (connecting) exhibit spaces cannot be placed closer than 3' from the back wall. For displays using a back wall structure, the side facing the adjacent space cannot have exposed structural components and should be finished or draped to have an attractive appearance.

 Maximum height of display materials in light shaded area is 16 ft. 6 in. (5m) for an split island exhibit space.



IMPORTANT

Be sure your exhibit display is in compliance with the display regulations prior to your company's move-in. Submit your preliminary floor plans to IWF show management at least two months prior to your assigned freight arrival date for approval of your Split Island exhibit space display. List all dimensions for height, width and depth along with the locations of your graphics placement.

Island Exhibit Space

Definition

An exhibit space with traffic aisles on all four sides.


Intent

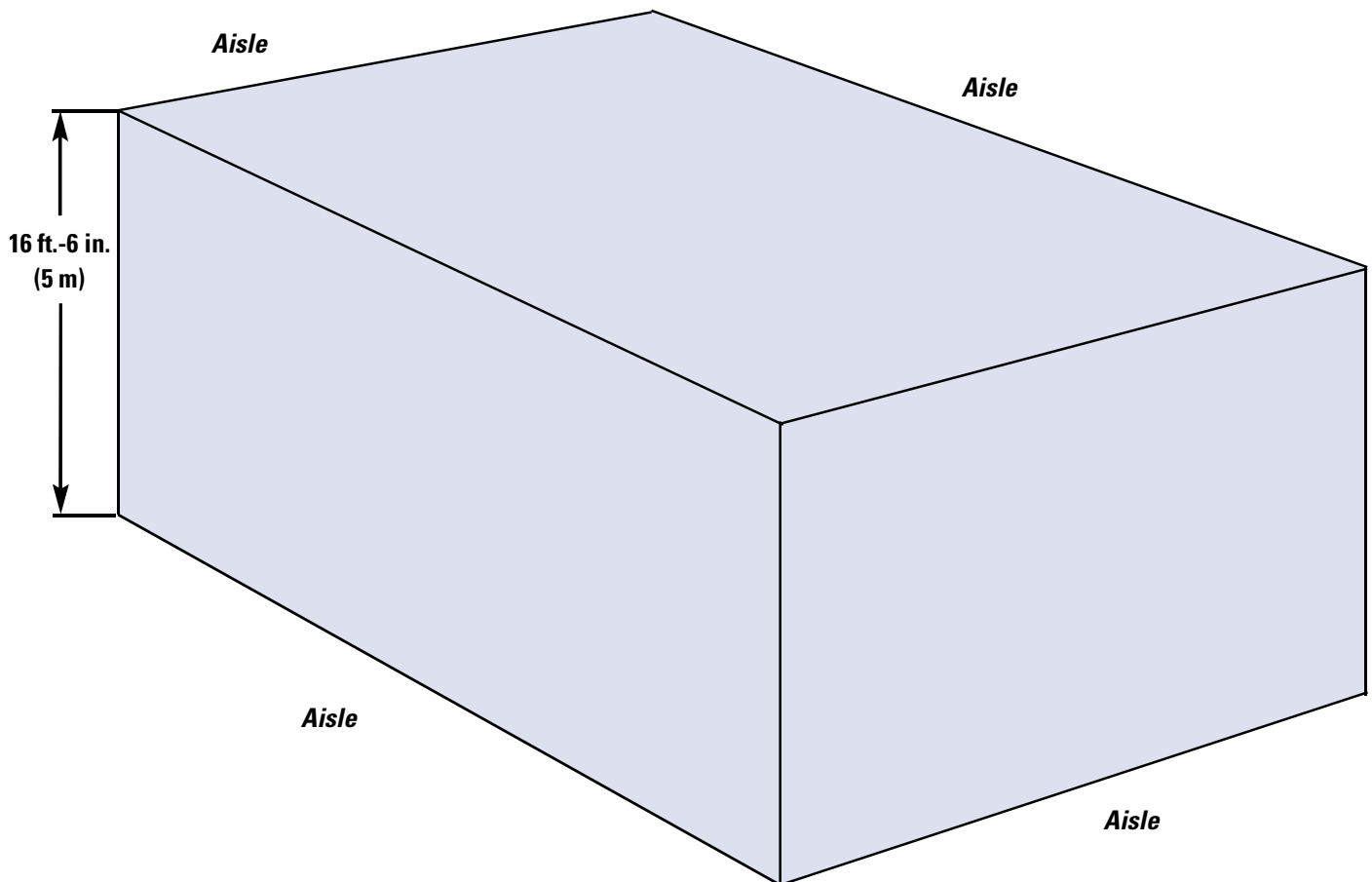
Each exhibitor is entitled to a reasonable sight-line from the adjoining space(s). Therefore, display materials up to a maximum height of 16 feet 6 inches (5m) are permitted in all areas of the exhibit space.

Lights, supports or other display materials can be no higher than 16 feet 6 inches (5m) and must be within the confines of your exhibit space, (refer to Hanging Sign/Light display regulations if not being supported from within your booth space).

*Exhibitors with Island configuration spaces of 900 square feet or more have the option of having a multi-story exhibit but must follow IWF2018 rules and regulations for this type of structure (see Multi-Story Exhibits). Upper levels must cover at least 20% of the floor level space and there is an additional square foot cost of 50% of the contracted base space rate for the upper level.

These restrictions apply to display materials only. Machinery, including dust collection systems, may be placed anywhere within the exhibit space. Please consider your neighbor's sight-line when locating machinery and dust collection equipment.

 Maximum height of display materials placed in light shaded area is 16 ft. 6 in. (5m) for an Island exhibit space.



IMPORTANT

Be sure your exhibit display is in compliance with the display regulations prior to your company's move-in. Submit your preliminary floor plans to IWF show management at least two months prior to your assigned freight arrival date for approval of your Island exhibit space display. List all dimensions for height, width and depth along with the locations of your graphics placement.

MULTI-STORY EXHIBITS - Rules and Regulations

1. 2018 exhibitors with seniority points using a multi-story exhibit (multi-level or double-decker) will be charged an additional 50% of the per square foot rate for the elevated area utilized. For all other contracting exhibitors the cost is 50% of the per square foot rate for the elevated area.
2. Multi-story exhibits are limited to island configurations only and must cover at least 20% of the exhibit level booth space.
3. Height limitation: 16 feet - 6 inches (5 m) from the building floor to the top of the exhibit.
4. The maximum allowable height for hanging signs or lights is twenty five feet (25 ft./ 7.62m) to the top of the sign or lights and twenty feet (20 ft. / 6.1 Om) to the bottom. Hanging signs or lights are not allowed in the area above the booth between sixteen feet six inches (16 ft. 6 in./ 5m) and twenty feet (20 ft./ 6.1 Om). Please see the Hanging Sign Display regulations for further regulations regarding hanging signs.
5. Exhibit booth plans for multi-story exhibits must be submitted in writing to IWF Show Management and the Georgia World Congress Center Event Services Department for approval no later than Monday, June 4, 2018. There must be a licensed structural engineer's stamp of certification on all plans.
6. IWF Show Management and the Georgia World Congress Center will have final approval on all plans submitted.

NOTE: The Fire Marshal has provided basic guidelines for compliance with Paragraph 9-4.4.3.7 of NFPA 101 Life Safety Code, which governs multi-story exhibit booths. In addition, the GWCC has developed additional guidelines appropriate for the safe and orderly operation of these facilities. These guidelines are listed below.

7. Covered or roofed areas should be furnished with acceptable battery powered smoke detectors that emit alarms audible outside of the enclosed or covered area.
8. The Exhibitor will provide for a Fire Watch within the booth space. Personnel providing Fire Watch services must be supplied with a class 2A 1 OBC fire extinguisher in each enclosed area covered by the floor above. Personnel must be trained in the use of extinguishers. Neither IWF nor the Georgia World Congress Center provide or have fire extinguishers available. The Exhibitor must provide the proper class and size of fire extinguisher for their own use.
9. Spiral stairways are not recommended for areas occupied by the public, visitors, or clientele, unless specifically approved.
10. The upper deck of multi-story exhibits greater than 300 sq. ft. in area shall have at least two remote means of egress (i.e. two exits).
11. Areas within the exhibit booth that are totally enclosed (i.e., walls and roof/ceiling) must be served by an emergency lighting source (i.e., battery powered) when such areas lead to exit access from the space (e.g., stairs, aisles, corridors, ramps, and passageways leading to an exit from the booth space).