

IWF 2012 Display Regulations

Your exhibit booth display must comply with the regulations as outlined here.
Please refer to your exhibit space confirmation letter or contract for your specific space configuration.

IWF Safety Guidelines

The purpose for the display rules and height restrictions is to provide visibility to all exhibitors. At the same time, these regulations should maintain the inherent benefits of differing exhibit space configurations. For this reason, all exhibit spaces have restrictions. The International Woodworking Fair established these rules in an effort to maintain consistency and visibility for all exhibitors.

Display materials consist of exhibit fixtures, display of exhibitor products, signage, lights, prefabricated columns, counters, display racks, pedestals with products, A/V equipment or small machinery on top, etc.

Restrictions apply to display materials only. Machinery, including dust collection systems, may be placed anywhere within the exhibit space. Please consider your neighbors' sightlines when locating machinery and dust collection equipment.

The key to building displays is to make them flexible so they may be used in several different exhibit space configurations for one or more shows.

Please Note: Exhibitors desiring to build raised floors or platforms as part of their displays must comply with the requirements of the American with Disabilities Act (ADA).

IWF Show Management reserves the right to allow, at their discretion, variances due to an obstruction caused by the physical plant or building structure


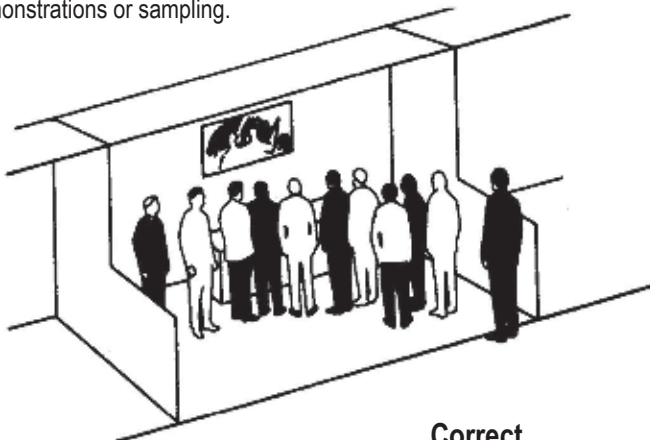
IMPORTANT

Exhibits not in compliance with show rules or display regulations will be required to conform before the opening of the show at the exhibitor's expense. **Failure to do so will result in loss of priority position assignment in the next IWF.** Please contact Show Management prior to planning and/or building your display with any questions about your exhibit space configuration or compliance with display regulations.

- A. All signs, lighting, floor coverings and displays must be within the confines of your exhibit space. **NO SIGNS, LIGHTING OR DISPLAYS OF ANY KIND MAY BE HUNG FROM THE CEILING.**
- B. No machine or other exhibit component may impede traffic flow in any aisle.
- C. Exhibitors must display warning signs conspicuously indicating dangers or hazards.
- D. Dust removal systems, equipment and guarding must be used on operating machines, where applicable. Aisle spanning systems must be marked during move-in and move-out for safety.
- E. Safety gear, including eye and ear protection, must be worn by operators demonstrating machines that present danger.
- F. Exhibitors are required to provide on request hearing protection devices to booth personnel, surrounding exhibitors and visitors to their booth.
- G. Machines are to be operated or demonstrated by exhibitor personnel only.
- H. Operating areas shall be established around machines for the safety of operators and visitors.
- I. Demonstrations must take place within the exhibit space area only. Exhibitors may be requested by Show Management to schedule demonstrations if visitors crowd adjoining exhibits or impede traffic flow in the aisle. (see diagram below)
- J. Exhibitors must comply with applicable electrical safety conformance standards.
- K. All applicable fire and safety laws applying to the venue must be strictly observed by the exhibitor. Cloth decorations must be fire retardant. Aisles and fire exits must not be blocked. No decoration of paper, leaves or tree branches are allowed. Acetate and other non-fire retardant drapes are not permitted. No storage behind exhibits is provided or permitted.
- L. Show Management retains the right to shut an exhibit down if it violates any of the above rules, or if in the opinion of Show Management, an exhibitor's conduct is not in the best interest of the Fair.

Demonstrations

Definition: The part of the exhibit program involving the interaction of exhibit personnel and their audience through corporate presentations, product demonstrations or sampling.



Standard Exhibit Space

Definition

One or more standard (inline) exhibit spaces in a straight line.

Height

Display materials, components and identification signs will be permitted to a maximum height of 8 feet 3 inches (2.5 m).

Intent

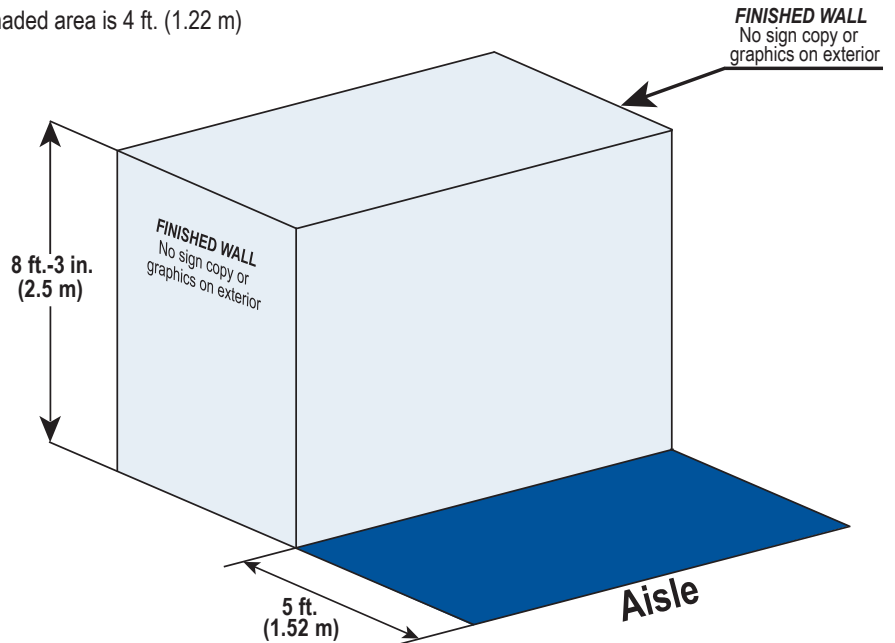
If a portion of an exhibit extends above 8 feet 3 inches (2.5 m) high, the exhibit background will detract from the overall impact of the exhibit space directly behind that exhibit space regardless of how the rear of the offending exhibit is finished.

Depth

All display fixtures over 4 feet (1.22 m) in height must be confined to that area of the exhibit space which is at least 5 feet (1.52 m) from the aisle line. This applies to all Standard Exhibit Spaces regardless of depth.

- Maximum height of display materials placed in light shaded area is 8 ft. 3 in. (2.5 m) for a Standard exhibit space
- Maximum height of display materials placed in darker shaded area is 4 ft. (1.22 m)

IMPORTANT
Space dimensions shown on floor plan are from center line of exhibit space equipment such as rails and/or back drape. Exhibit structures must be constructed to allow sufficient tolerance on each side for this equipment and utility service at the rear of the exhibit space.

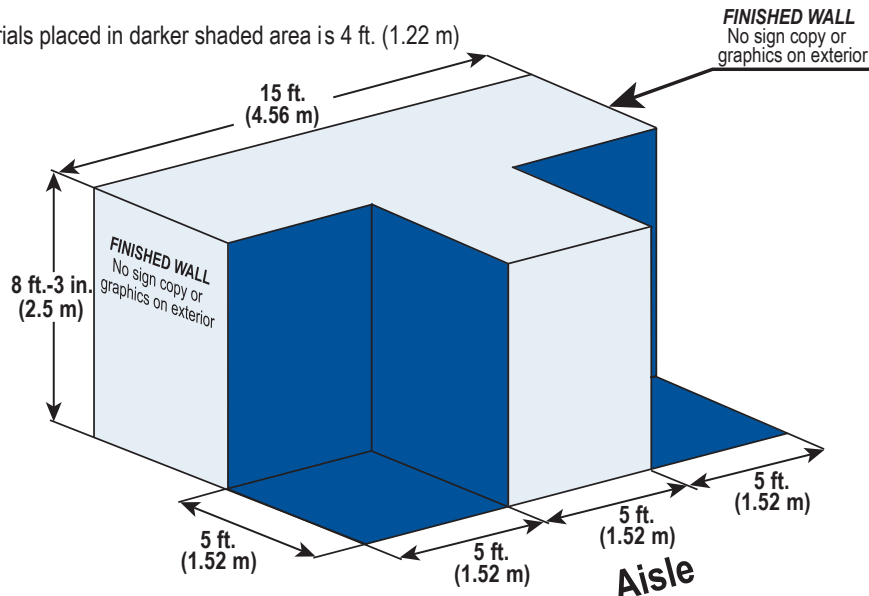


REFER TO THIS DIAGRAM FOR STANDARD AND PERIMETER WALL EXHIBIT SPACES WITH FIFTEEN OR MORE LINEAR FEET

Intent

Each exhibitor is entitled to a reasonable sightline from the aisle regardless of the size of exhibit. Exhibitors with spaces 15 linear feet (4.56 m) or more should be able to use as much of the total floor space as possible as long as they do not interfere with the rights or sightlines of others.

- Maximum height of display materials placed in light shaded area is 8 ft. 3 in. (2.5 m) for Standard exhibit spaces and 16 ft. (4.88 m) for Perimeter Wall exhibit spaces
- Maximum height of display materials placed in darker shaded area is 4 ft. (1.22 m)



Perimeter Wall Exhibit Space

Definition

An exhibit space located on the perimeter wall of the exhibit floor.

Height

Display materials, components and identification signs will be permitted to a maximum height of 16 feet (4.88 m) in a Perimeter Wall exhibit space. Refer to the diagrams below for additional display regulations for exhibit spaces with 15 or more linear feet and spaces with 7 ft. or more space between the adjacent exhibit spaces.


Intent

Because of their location, Perimeter Wall exhibit spaces do not back up against or adjoin the backwall of another exhibit space and do not interfere or distract from exhibit spaces behind them. This rule's intent is to provide visibility for exhibit spaces in these locations.

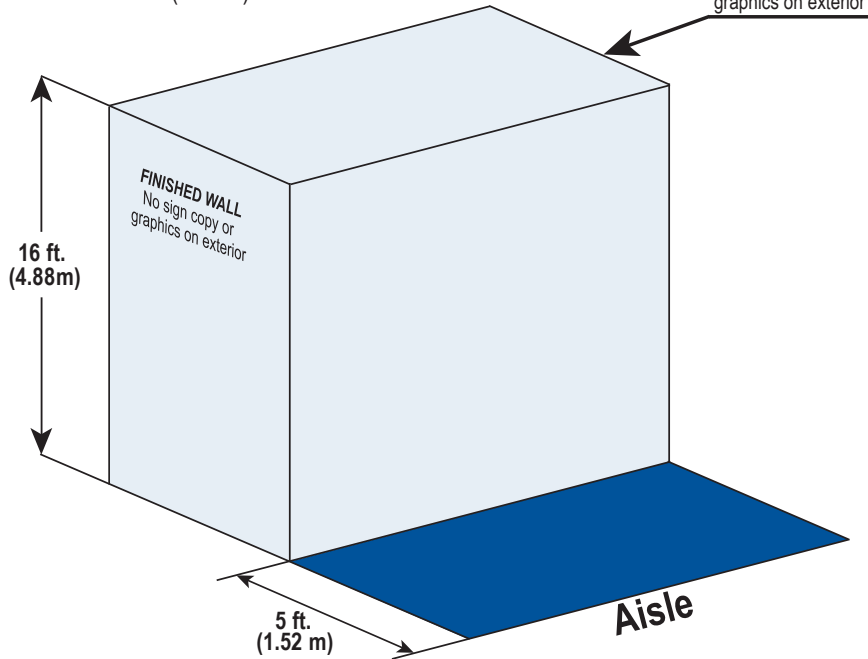
Depth

All display fixtures over 4 feet (1.22 m) in height must be confined to that area of the exhibit space which is at least 5 feet (1.52 m) from the aisle line. This applies to all Perimeter Wall exhibit spaces regardless of depth.

 Maximum height of display materials placed in light shaded area is 16 ft. (4.88 m) for a Perimeter Wall exhibit space

 Maximum height of display materials placed in darker shaded area is 4 ft. (1.22 m)

FINISHED WALL
No sign copy or graphics on exterior




IMPORTANT
Space dimensions shown on floor plan are from center line of exhibit space equipment such as rails and/or back drape. Exhibit structures must be constructed to allow sufficient tolerance on each side for this equipment and utility service at the rear of the exhibit space.

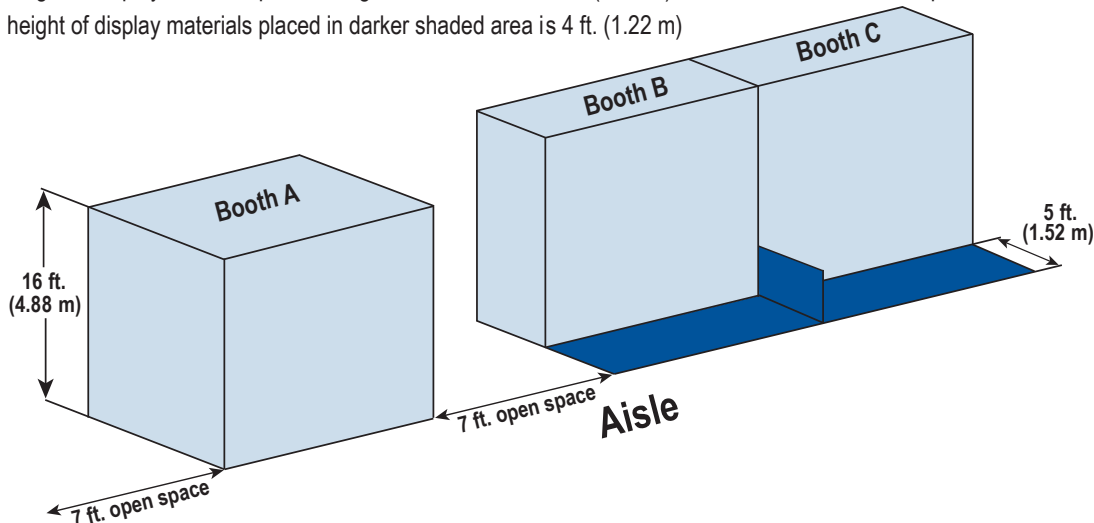
REFER TO THIS DIAGRAM FOR PERIMETER WALL EXHIBIT SPACES WITH NO ADJACENT EXHIBIT SPACES

Intent

Each exhibitor is entitled to a reasonable sightline from the aisle regardless of the size of exhibit. Exhibitors with Perimeter Wall spaces with no adjacent booths that have a minimum of 7 ft. of open space from the nearest booth should be able to use as much of the total floor space as possible as long as they do not interfere with the rights or sightlines of others. Therefore, display materials up to a maximum of 16 ft. (4.88 m) are permitted in all areas of the exhibit space. Refer to Booth A in the diagram below.

 Maximum height of display materials placed in light shaded area is 16 ft. (4.88 m) for Perimeter Wall exhibit spaces

 Maximum height of display materials placed in darker shaded area is 4 ft. (1.22 m)



Peninsula Exhibit Space


Definition


An exhibit space with traffic aisles on three sides.

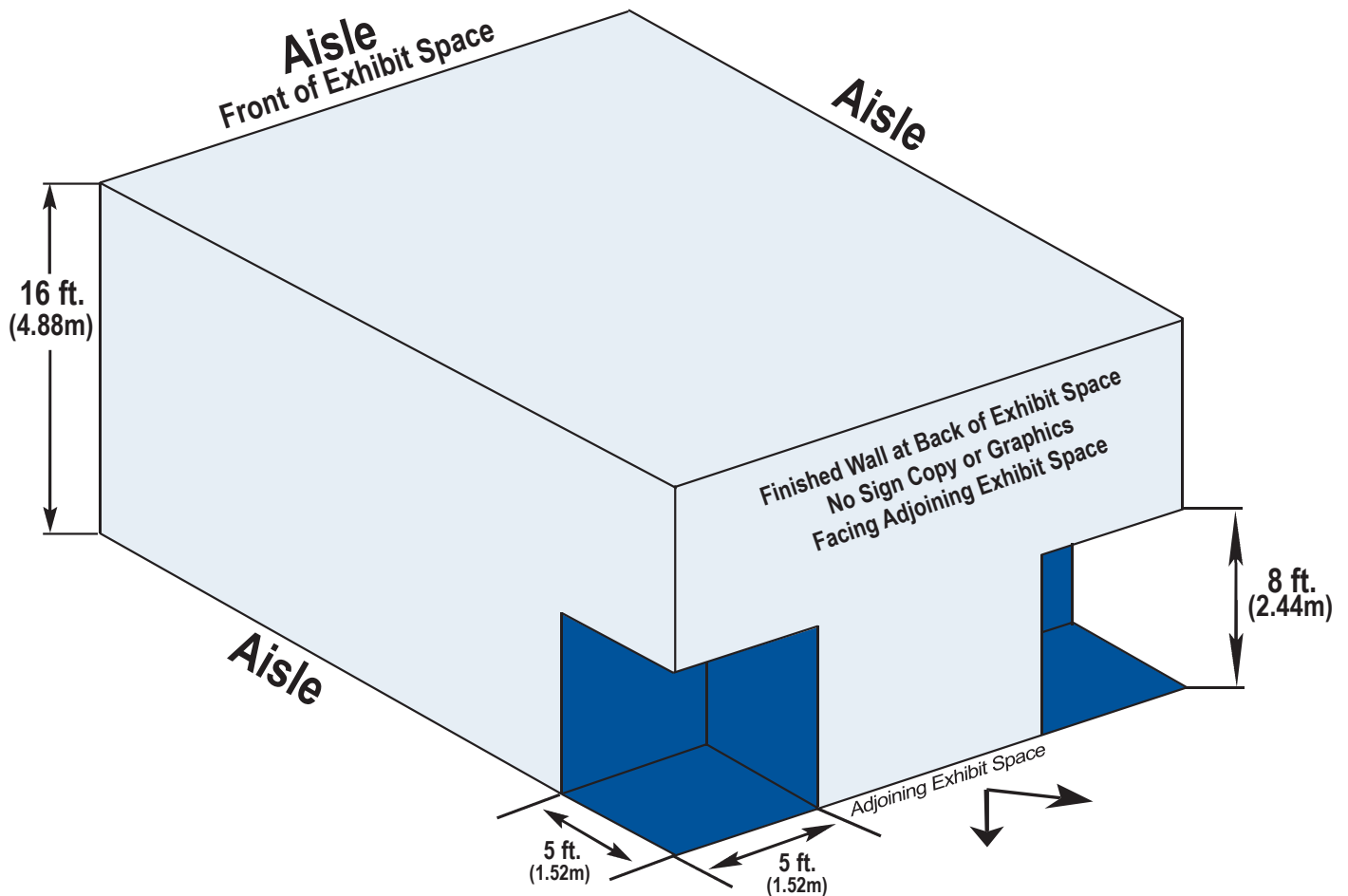
Intent

Each exhibitor is entitled to a reasonable sightline from the adjoining space(s). Therefore, an area extending 5 feet (1.52 m) into the exhibit space from the aisle and 5 feet (1.52 m) in from the back wall of the adjoining space(s) and 8 feet high (2.44 m) must not have display materials over 4 feet (1.22 m) in height. Display materials in all other parts of the exhibit space are permitted to a maximum of 16 feet (4.88 m) in height. Lights, supports or other display materials can be no higher than 16 feet (4.88 m) and must be within the confines of your exhibit space.

These restrictions apply to display materials only. Machinery, including dust collection systems, may be placed anywhere within the exhibit space. Please consider your neighbor's sightline when locating machinery and dust collection equipment.

 Maximum height of display materials placed in light shaded area is 16 ft. (4.88 m) for a Peninsula exhibit space

 Maximum height of display materials placed in darker shaded area is 4 ft. (1.22 m)



IMPORTANT

Be sure your exhibit display is in compliance with the display regulations prior to your company's move-in. Submit your preliminary floor plans to IWF show management at least two months prior to your assigned freight arrival date for approval of your Peninsula exhibit space display. List all dimensions for height, width and depth along with the locations of your graphics placement.

Island Exhibit Space

Definition


An exhibit space with traffic aisles on all four sides.

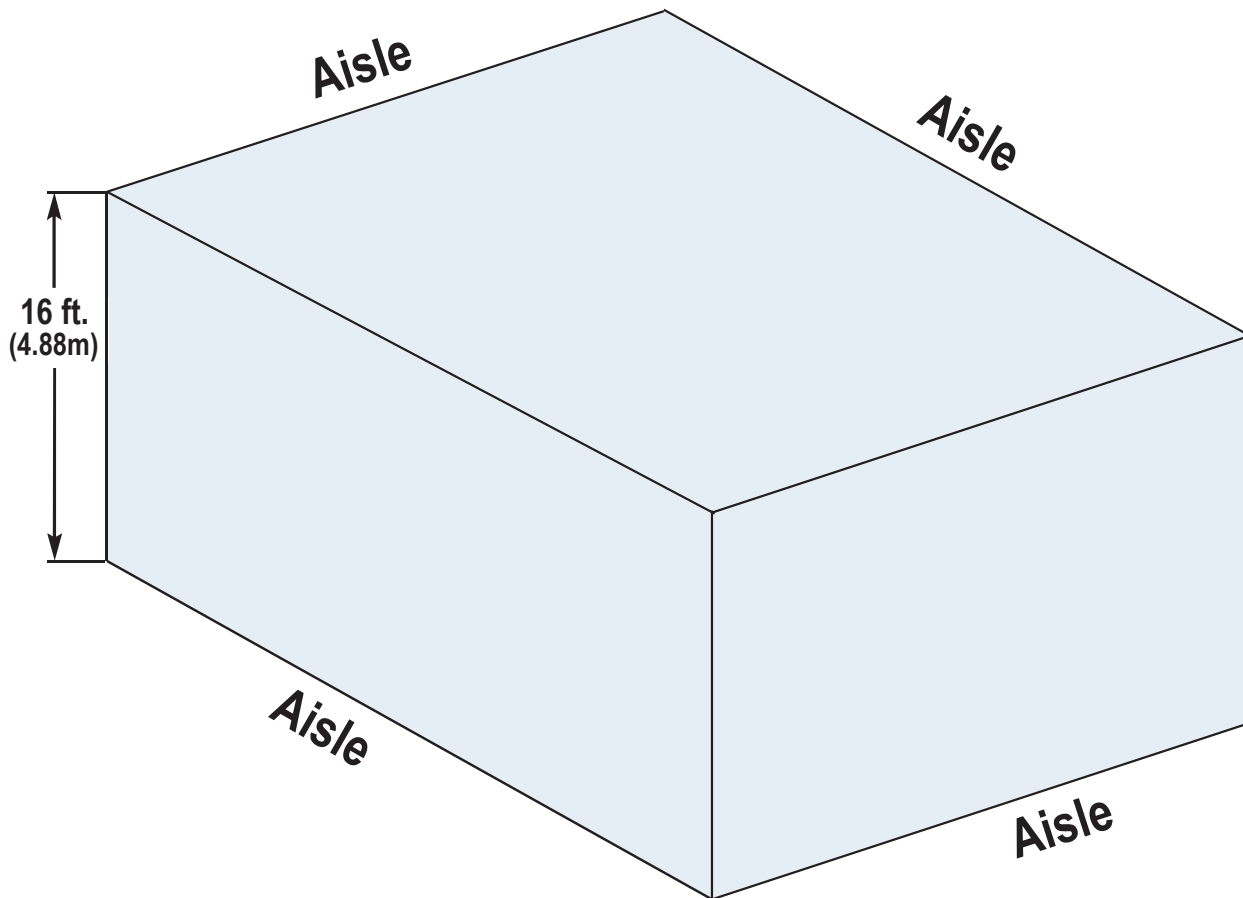
Intent

Each exhibitor is entitled to a reasonable sightline from the adjoining space(s). Therefore, display materials up to a maximum height of 16 feet (4.88 m) are permitted in all areas of the exhibit space.

Lights, supports or other display materials can be no higher than 16 feet (4.88 m) and must be within the confines of your exhibit space.

These restrictions apply to display materials only. Machinery, including dust collection systems, may be placed anywhere within the exhibit space. Please consider your neighbor's sightline when locating machinery and dust collection equipment.

 Maximum height of display materials placed in light shaded area is 16 ft. (4.88 m) for an Island exhibit space



IMPORTANT

Be sure your exhibit display is in compliance with the display regulations prior to your company's move-in. Submit your preliminary floor plans to IWF show management at least two months prior to your assigned freight arrival date for approval of your Island exhibit space display. List all dimensions for height, width and depth along with the locations of your graphics placement.